

Scaled data based on original data using
LM-79-08 Approved Method: Electrical and Photometric Measurements of Solid-
State Lighting Products

Test Report Prepared for
Cooper Lighting Solutions
(formerly Eaton)

Brand: STREETWORKS

Report Number: P653246

Luminaire Tested: **GLAN-SA2D-840-U-T4W-HSS**

Issue Date: 1/4/2021

Test Information

Test Method: LM-79-08
Report Number: P653246
TEST IS SCALED FROM IESNA LM-79-08 TEST DATA (G3-2011-042-27)
Test Lab: INNOVATION CENTER
Issue Date: 1/4/2021
Manufacturer: COOPER LIGHTING SOLUTIONS (FORMERLY EATON)
Product Line: STREETWORKS
Catalog Number: GLAN-SA2D-840-U-T4W-HSS
Description: GALLEON AREA AND ROADWAY LUMINAIRE
(2) 80 CRI, 4000K, 1200mA LIGHTSQUARES WITH 16 LEDS EACH AND TYPE IV WIDE OPTICS WITH HOUSE SIDE SHIELD
Light Source: -
Ballast/Driver: ELECTRONIC DRIVER

Summary

Lumens per Lamp: N/A
Luminaire Lumens: 9464.6 lumens
Efficiency: N/A
Efficacy: 75.7 lumens/watt
Luminous Opening: Rectangular (W 0.5' x L: 1' x H: 0')
IES Classification: Type III - Short
BUG Rating: B1 - U0 - G2

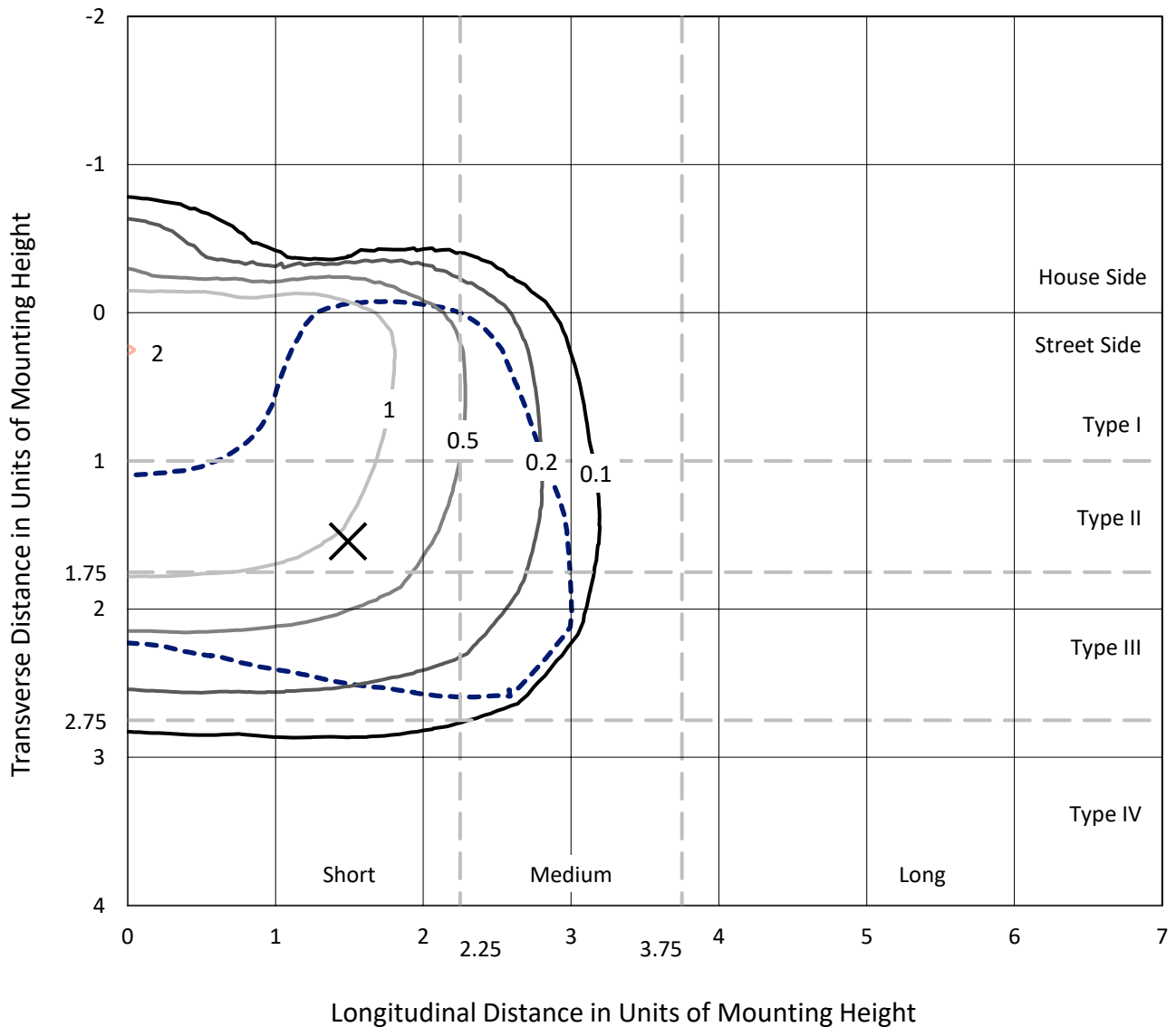
Input Watts (W): 125
Input Voltage (V): NR
Input Current (Ain): NR
Voltage Rise (V): NR
Power Factor: NR
Total Harmonic Distortion (THDi): NR
Frequency (hertz): 60
Stabilization Time: NR
Operation Time: NR
Ambient Temperature (°C): NR
Test Distance: 24 FT



REPORT NUMBER: P653246
 CATALOG NUMBER: GLAN-SA2D-840-U-T4W-HSS

Iso-Footcandle Lines of Horizontal Illumination

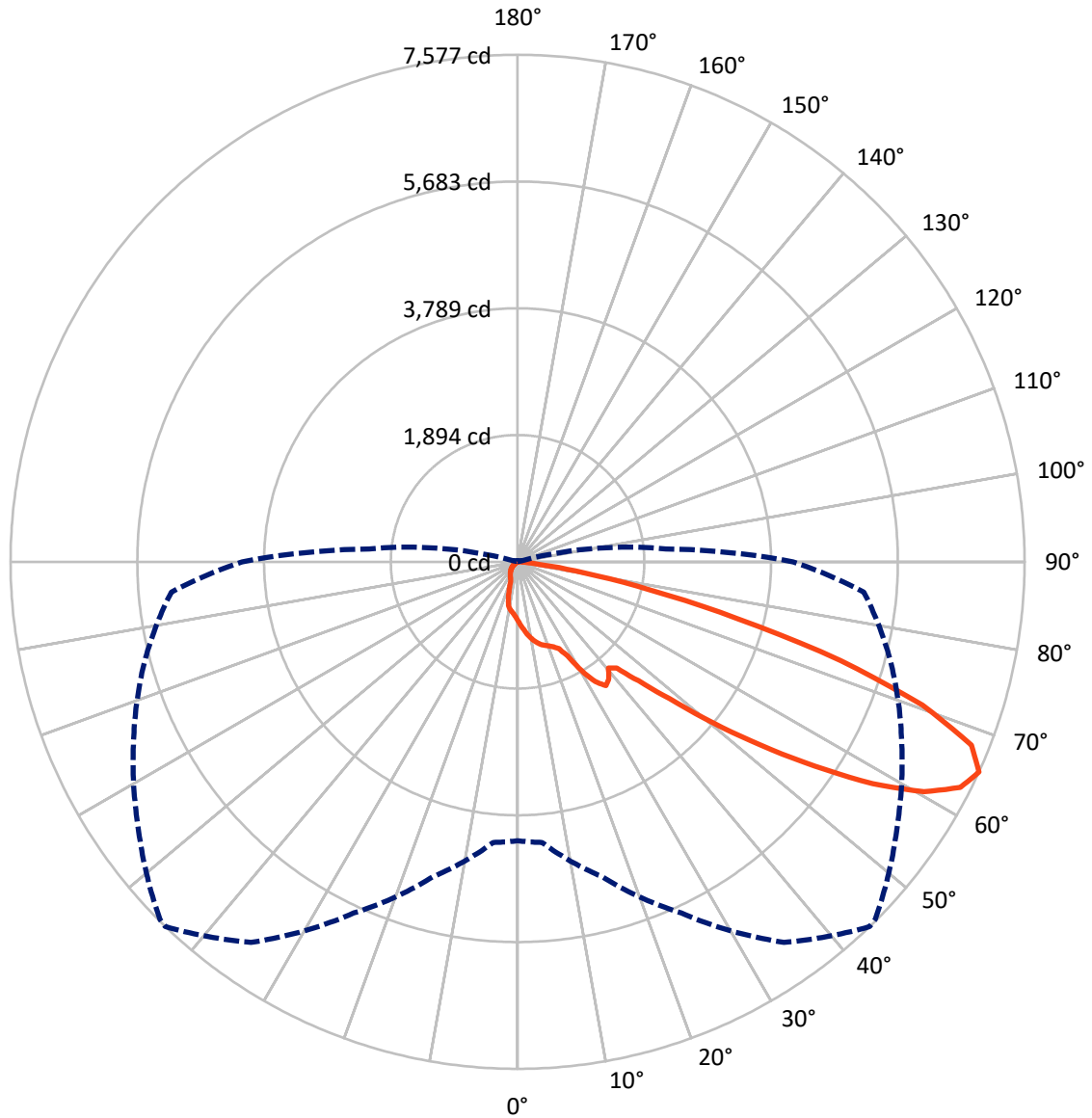
✕ Max cd
 - - - 1/2 Max cd



Based on 25 foot mounting height. Maximum calculated value = 2 fc
 Type III - Short - N/A

REPORT NUMBER: P653246
CATALOG NUMBER: GLAN-SA2D-840-U-T4W-HSS

Luminous Intensity Polar Plot



— Vertical Plane Through 44-Deg Lateral - - - Horizontal Cone Through 65-Deg Vertical

REPORT NUMBER: P653246
 CATALOG NUMBER: GLAN-SA2D-840-U-T4W-HSS

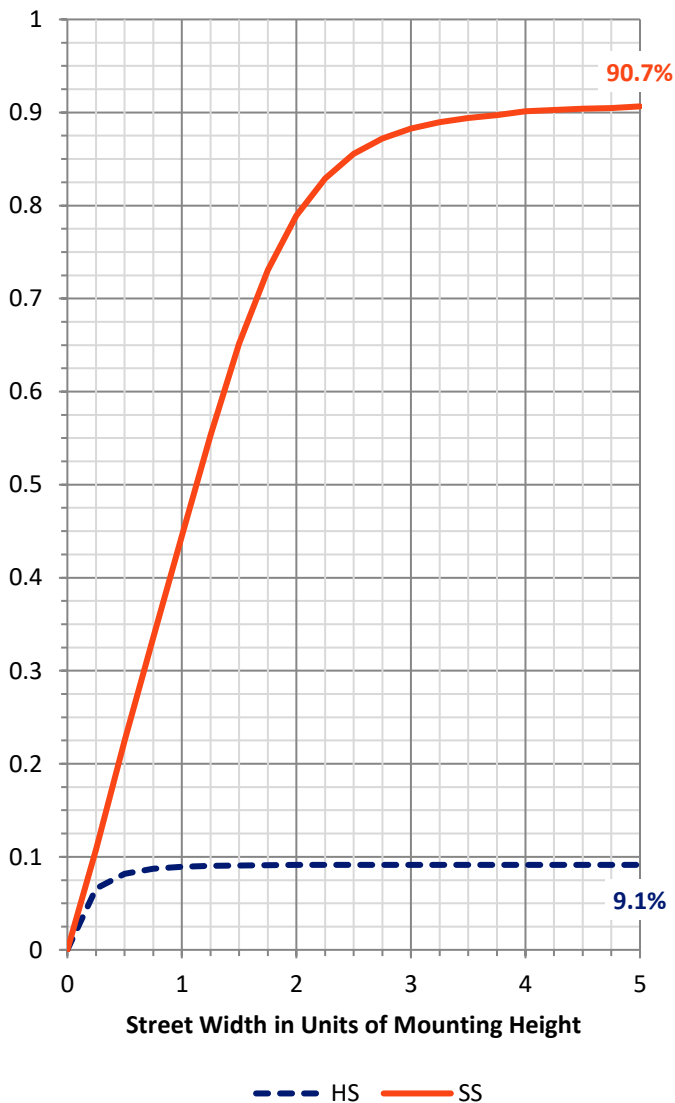
FLUX DISTRIBUTION:

		Downward	Upward	Total
House Side	Lumens	872.0	0.0	872.0
	% Fixture	9.2	0.0	9.2
Street Side	Lumens	8592.6	0.0	8592.6
	% Fixture	90.8	0.0	90.8
Total	Lumens	9464.6	0.0	9464.6
	% Fixture	100.0	0.0	100.0

Coefficient of Utilization

ZONAL LUMENS:

Zone	Lumens	% Fixture
0°-10°	87.6	0.9
10°-20°	263.7	2.8
20°-30°	447.1	4.7
30°-40°	743.4	7.9
40°-50°	1298.0	13.7
50°-60°	2535.8	26.8
60°-70°	2942.1	31.1
70°-80°	1071.4	11.3
80°-90°	75.5	0.8
90°-100°	0.0	0.0
100°-110°	0.0	0.0
110°-120°	0.0	0.0
120°-130°	0.0	0.0
130°-140°	0.0	0.0
140°-150°	0.0	0.0
150°-160°	0.0	0.0
160°-170°	0.0	0.0
170°-180°	0.0	0.0
0°-90°	9464.6	100.0
0°-180°	9464.6	100.0



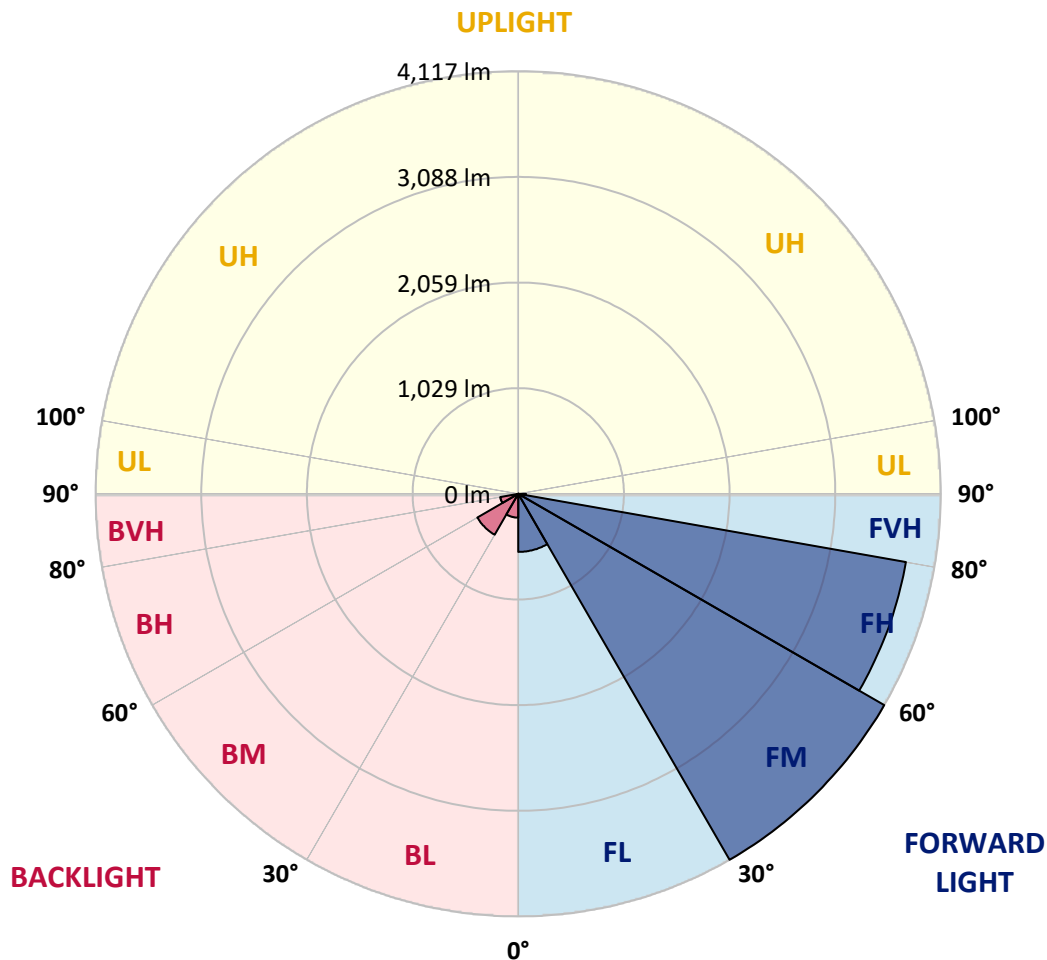
REPORT NUMBER: P653246
 CATALOG NUMBER: GLAN-SA2D-840-U-T4W-HSS

LUMINAIRE CLASSIFICATION SYSTEM LUMEN TABLE AND BUG RATING:

Zone	Lumens	% Fixture	Zone Rating/Lumen Limit		
			B	U	G
FL (0°-30°)	566.1	6.0			
FM (30°-60°)	4117.1	43.5			
FH (60°-80°)	3834.9	40.5			G2/5000
FVH (80°-90°)	74.5	0.8			G1/100
BL (0°-30°)	232.3	2.5	B1/500		
BM (30°-60°)	460.1	4.9	B1/1000		
BH (60°-80°)	178.6	1.9	B1/500		G1/500
BVH (80°-90°)	1.0	0.0			G0/10
UL (90°-100°)	0.0	0.0		U0/0	
UH (100°-180°)	0.0	0.0		U0/0	

BUG Rating: B1-U0-G2

Type III Short





REPORT NUMBER: P653246

CATALOG NUMBER: GLAN-SA2D-840-U-T4W-HSS

CANDELA DISTRIBUTION (FULL):

	0°	5°	15°	25°	35°	44°	45°	55°	65°	75°	85°
0°	880.9	880.9	880.9	880.9	880.9	880.9	880.9	880.9	880.9	880.9	880.9
2.5°	991.5	987.2	985.0	973.5	964.8	953.9	953.9	940.2	924.3	906.9	891.0
5°	1102.2	1095.0	1085.6	1075.4	1055.2	1026.3	1026.3	997.3	964.0	934.4	901.9
7.5°	1208.5	1202.0	1186.1	1166.6	1133.2	1102.9	1100.7	1058.8	1019.0	974.1	927.9
10°	1301.8	1296.7	1282.9	1245.4	1210.6	1170.8	1170.2	1123.2	1076.9	1021.9	964.8
12.5°	1366.9	1367.6	1349.6	1313.4	1268.5	1230.9	1228.0	1181.7	1133.2	1074.0	1003.8
15°	1413.1	1413.1	1394.4	1353.8	1313.4	1280.1	1277.2	1236.7	1186.8	1122.4	1046.5
17.5°	1426.2	1430.5	1410.3	1374.1	1341.6	1312.6	1311.9	1277.9	1238.1	1176.0	1089.9
20°	1421.1	1425.4	1409.5	1381.3	1358.9	1342.3	1340.1	1326.3	1289.5	1230.9	1136.2
22.5°	1410.3	1414.6	1403.0	1386.4	1375.5	1380.6	1377.0	1388.6	1369.1	1298.2	1191.1
25°	1412.5	1416.7	1408.1	1398.7	1408.1	1439.2	1448.6	1498.5	1481.2	1383.5	1250.4
27.5°	1480.4	1489.1	1476.8	1481.2	1514.4	1586.7	1604.8	1690.8	1614.2	1492.0	1343.0
30°	1631.5	1625.8	1602.6	1623.6	1739.4	1892.7	1887.6	1873.8	1753.8	1617.1	1452.9
32.5°	1769.0	1763.9	1762.5	1852.9	2062.6	2137.1	2133.4	2000.4	1878.9	1760.3	1561.4
35°	1824.6	1805.1	1800.8	2019.9	2370.7	2272.3	2249.9	2052.5	2030.8	1916.6	1672.1
37.5°	1992.4	1978.7	1911.4	2047.4	2247.7	2215.2	2197.9	2142.2	2192.8	2054.6	1797.2
40°	2338.1	2299.8	2239.1	2106.0	2073.5	2087.2	2104.5	2257.2	2384.4	2243.4	1964.2
42.5°	2767.7	2759.1	2646.2	2398.2	2154.5	2173.2	2195.7	2497.3	2660.0	2527.6	2236.9
45°	3283.3	3295.7	3133.0	2840.1	2520.4	2536.3	2568.8	2851.7	3033.2	2969.5	2665.8
47.5°	3752.0	3742.6	3687.7	3383.2	3088.2	3052.7	3105.5	3306.6	3549.5	3559.6	3198.1
50°	4223.6	4273.5	4191.7	4072.4	3853.3	3778.8	3759.3	3857.6	4227.9	4179.4	3837.4
52.5°	4901.2	4927.3	4773.9	4743.6	4793.4	4551.9	4532.4	4556.2	4887.5	4721.1	4316.1
55°	5327.1	5312.0	5254.9	5492.1	5689.5	5388.0	5363.3	5267.2	5435.0	5103.7	4776.8
57.5°	5461.7	5483.4	5616.5	6045.4	6512.5	6256.5	6211.7	5938.3	5829.8	5460.3	5200.7
60°	5401.7	5441.4	5728.6	6366.5	7014.4	6976.1	6937.7	6478.6	6113.3	5758.2	5497.9
62.5°	4974.3	5029.9	5489.2	6309.4	7184.4	7423.8	7376.1	6815.5	6302.1	5902.9	5549.9
65°	4168.6	4209.8	4869.4	5790.8	6942.9	7577.1	7559.7	6921.2	6331.7	5770.5	5193.4
67.5°	2971.7	3112.0	3723.1	4880.2	6228.3	7315.3	7345.0	6794.6	6053.3	5198.5	4301.0
70°	1868.0	1963.5	2401.8	3493.9	4993.1	6417.8	6515.4	6215.3	5253.4	4052.2	2879.1
72.5°	891.0	961.9	1274.3	2211.6	3524.2	5049.4	5126.8	5102.3	4062.3	2552.9	1485.5
75°	397.0	423.8	608.2	1129.0	2275.2	3394.0	3594.3	3627.7	2538.5	1249.0	577.9
77.5°	202.5	203.2	284.9	546.7	1136.2	2025.0	2064.7	2181.2	1376.3	550.4	201.1
80°	107.7	115.0	151.1	258.2	589.5	997.3	992.2	1090.6	610.4	269.8	67.3
82.5°	48.4	53.5	85.4	135.2	287.9	378.3	407.9	446.2	261.8	172.2	29.7
85°	14.5	17.3	42.0	68.0	104.1	109.2	122.2	157.7	148.3	122.2	15.2
87.5°	2.2	2.2	17.3	18.8	15.2	19.5	20.3	22.5	47.8	44.8	8.0
90°	0.0	0.0	0.0	0.0	0.0	0.0	0.0	0.0	0.0	0.0	0.0



REPORT NUMBER: P653246

CATALOG NUMBER: GLAN-SA2D-840-U-T4W-HSS

CANDELA DISTRIBUTION (continued):

	90°	95°	105°	115°	125°	135°	145°	155°	165°	175°	180°
0°	880.9	880.9	880.9	880.9	880.9	880.9	880.9	880.9	880.9	880.9	880.9
2.5°	882.3	877.2	859.2	844.0	831.0	823.0	813.6	807.9	804.9	802.7	803.5
5°	885.9	873.6	842.5	818.0	799.1	778.9	765.1	757.2	753.6	747.8	747.8
7.5°	906.2	886.7	843.3	805.7	773.1	745.6	719.6	710.2	703.7	702.2	700.8
10°	935.1	910.6	851.3	799.1	752.9	715.3	678.4	645.8	620.5	605.4	603.2
12.5°	971.3	935.9	863.5	794.8	735.5	668.9	571.4	505.5	461.4	447.7	449.9
15°	1004.6	966.2	875.8	791.2	703.7	554.7	444.0	368.9	346.4	344.2	345.0
17.5°	1044.4	998.8	890.3	786.2	616.2	423.8	329.8	309.6	313.9	321.1	320.4
20°	1085.6	1033.5	907.6	755.7	491.8	318.9	291.5	293.6	300.2	306.6	308.1
22.5°	1129.6	1073.3	927.9	682.7	375.3	277.7	276.3	279.1	285.7	292.9	294.3
25°	1190.4	1123.2	943.1	587.3	284.3	256.8	259.6	264.7	270.5	278.5	279.9
27.5°	1268.5	1190.4	951.0	462.9	245.9	237.9	238.7	245.9	253.1	260.4	260.4
30°	1369.7	1270.7	935.1	350.0	227.1	219.8	217.0	221.3	230.7	237.9	238.7
32.5°	1460.1	1346.6	893.1	267.6	213.4	203.2	196.0	196.7	200.3	204.7	205.4
35°	1550.6	1420.4	821.6	224.9	198.9	187.3	176.4	170.6	167.8	165.6	167.8
37.5°	1666.3	1512.2	726.1	204.7	186.6	172.2	156.9	144.7	134.5	128.0	129.4
40°	1815.3	1639.5	613.3	191.7	175.0	157.7	137.4	121.5	104.1	98.4	95.5
42.5°	2061.1	1832.6	494.7	180.8	163.4	142.5	117.2	95.5	79.6	73.8	75.2
45°	2449.5	2076.3	381.1	169.2	151.9	125.8	98.4	75.2	62.2	59.3	60.7
47.5°	2964.4	2391.6	293.6	156.2	137.4	107.7	77.4	59.3	51.4	50.6	49.9
50°	3449.0	2685.3	245.2	141.7	120.1	89.7	63.7	49.9	44.8	44.2	44.2
52.5°	3887.3	2895.7	199.6	125.1	101.3	73.8	53.5	44.2	39.8	37.6	37.6
55°	4277.1	3033.2	162.0	104.9	79.6	58.6	46.3	39.8	34.7	31.8	31.1
57.5°	4571.4	3049.8	121.5	83.9	59.3	45.6	39.8	34.7	28.9	25.3	23.9
60°	4697.2	2905.9	89.7	63.7	44.2	36.2	31.8	28.2	21.7	18.1	17.3
62.5°	4570.7	2626.0	66.5	48.4	34.0	26.7	22.5	20.9	15.2	10.8	10.1
65°	4117.3	2221.7	52.8	36.9	25.3	19.5	14.5	13.7	9.4	5.0	4.4
67.5°	3298.6	1740.0	42.0	27.5	18.1	13.0	9.4	8.7	5.0	1.4	1.4
70°	2145.1	1112.3	34.0	20.3	11.6	8.7	5.8	4.4	2.9	0.8	0.0
72.5°	1060.9	520.0	27.5	15.9	8.0	4.4	2.2	1.4	2.2	0.0	0.0
75°	411.5	185.1	20.3	10.8	4.4	2.2	1.4	0.0	0.8	0.0	0.0
77.5°	136.7	61.5	12.3	5.8	2.9	1.4	0.0	0.0	0.0	0.0	0.0
80°	50.6	23.9	6.5	3.6	1.4	0.8	0.0	0.0	0.0	0.0	0.0
82.5°	20.3	9.4	4.4	2.9	1.4	0.0	0.0	0.0	0.0	0.0	0.0
85°	10.1	5.8	2.9	2.2	1.4	0.0	0.0	0.0	0.0	0.0	0.0
87.5°	7.2	4.4	2.9	2.2	1.4	0.8	0.0	0.0	0.0	0.0	0.0
90°	0.0	0.0	0.0	0.0	0.0	0.0	0.0	0.0	0.0	0.0	0.0

(END OF REPORT)